

Imagine the possibilities...





Nema Associates Inc.
408 E. Elizabeth Ave. Linden, NJ 07036
(908) 275-3840

DISPLAY FOLIO[®]

Exhibit & Display Catalog

In the demanding environments where display products are relied on day after day, customers increasingly recognize the importance of quality and of having a partner who can support their evolving needs.

Whether you need one stock item or five thousand custom frames, we are committed to being your source for quality and value in visual merchandising.

We continue to invest to improve the quality of the products and services we deliver to you, our customers. It takes a team effort from our employees, whose priority is ensuring that your projects are successful. Our approach has always been to listen carefully to our customers, and to deliver products that meet your evolving display needs. We service a wide range of industries.

We are proud of our extraordinary reputation for quality, value and reliability. We source the finest quality components, and because we manufacture in the U.S., our supply chain is shorter, "greener", and we can offer customizable solutions tailored to your needs. We are excited about our future and look forward to continuing our pursuit of opportunities together!

Convention & Hotel Easels

...ATTRACTIVE AND BUILT TO LAST.

Steel Easels

- Superior strength **Steel** construction
- Beautiful finishes
- Height: 6' • Weight: 8 lbs.
- Folds for storage 1" x 4" x 72"
- Fully-riveted, no parts to lose
- Rubber tips prevent slipping



Space-saving design—
store many easels
in a small area.

Model	Description
925	Black texture
926	Brass-plated
927	Bright plated steel

Aluminum Easels

- Lightweight alloy construction
- Available in 5' or 6' models
- Aluminum, gold or black finishes
- Sign and chart holders fold flat
- Fully riveted, no parts to lose
- Outstanding choice for institutional use. Holds 50 lbs!

5' model has 3 sets
of chart holders:
6' model has 4



Model	Description	Wt. (lbs.)
900/6A	6' aluminum finish	5.0
900/6G	6' gold anodized	5.0
900/6B	6' black anodized	5.0

Model	Description	Wt. (lbs.)
900/5A	5' aluminum finish	4.5
900/5G	5' gold anodized	4.5
900/5B	5' black anodized	4.5

... PERFECT FOR HOTEL LOBBY, THEATRE OR OTHER HIGH END DISPLAYS

Baroque Easels

- Attractively plated finial ends
- Hold graphics to 2-1/2" thick & 30 lbs.
- Beautifully finished 1" diameter steel legs, 1" diameter steel legs,
- Easy assembly—durable
- Board holders 25-1/2" off floor
- Height: 5' • Weight: 7 lbs.



Lobby Easels

- Clean modern design
- Sliding adjustable signholders
- 1" diameter steel legs
- Beautiful finishes
- Built strong for rigorous use
- Height: 55" • Weight: 8 lbs.



650B Black



650 Brass (Classic)

415 Black textured

Flip Chart & Display Easels

...THE MOST POPULAR DISPLAY EASEL SERIES IN AMERICA



350, 350TZ & 555

- Hold signs, posters, boards or flipcharts (with bar)
- Metal heads, support locking braces
- 2-way adjustable board holders
- Lightweight aluminum alloy construction
- Trouble-free telescoping legs
- Reliable aluminum clutch locks
- Non-mar, non-skid rubber leg tips
- Strong riveted construction
- Height fully adjustable



Accessory Bar Converts Easel For Flipchart Use.

OUR QUALITY MAKES THE DIFFERENCE!

A presentation made with an easel and a markerboard, or an easel and flipchart, imparts a lasting impression to the audience.

...a great alternative to more costly aids and techniques.



Trouble-free clutch mechanism for secure locking.



Patented metal chart holders. Height and thickness adjustable.



Legs telescope, and easel folds together for portability.



Model	Description	Color	Wt. (lbs.)
350	Display easel	Aluminum	2.3
350TZ	Flipchart easel	Aluminum	2.8
555	Jumbo easel	Aluminum	3.0
555TZ	Flipchart easel	Aluminum	3.5

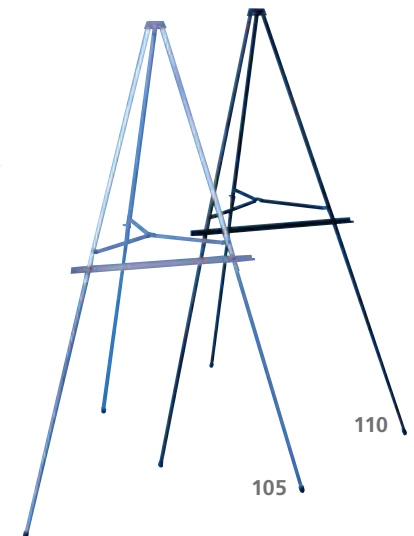


EBG-X Easel bag
for any easel on this page.

Economy Display Easels

Aluminum alloy construction. Strong, lightweight, and portable.

- Lightweight Easel
- Center support, 24" shelf
- Shipped in a poly bag
- Height: 5' • Wt: 2 lbs.



350 Series — Industry standard, utilitarian chart or display easel. Holds 30 lbs.

555 Series — Jumbo version of the 350 Series. Heavy duty, large diameter legs. Holds 50 lbs.


105 Aluminum

110 Black

PORTABLE DISPLAY AND PRESENTATION

Portable Presentation Easels

- Lightweight and durable
- Telescopic aluminum alloy legs
- Units fold to 28-1/2" x 38" x 3"
- Writing surface: 27" w x 36" h
- Metal clutch locks
- All models accept flipcharts



425	White Markerboard	Unique, grooved 4-leg design for easy alignment into 3 positions. Full length marker/chalk tray. Spring-loaded flipchart bar for pads. Aluminum frame. Wt: 11 lbs. Wt. 17lbs. (magnetic model)
425MG	White Markerboard, magnetic version	
385	White Markerboard	Extremely rigid 3-leg construction. Full-length marker/chalk tray. Spring-loaded flipchart bar for pads. Aluminum frame. Wt: 10 lbs. Wt. 16lbs. (magnetic model)
385MG	White Markerboard, magnetic version	

Gallery & Exhibit Wall

- Ideal unit to display artwork at outdoor fairs and exhibits
- Supports and accommodates frames up to 1-1/2" deep
- Black travel bag included



Aluminum shelves have upper and lower levels.

Basic unit:	Accessories
GE1: 68" stand, (1) 36" and (2) 52" supports, (1) 6" top support, (1) convenient carry bag.	GE2 2-36" supports
	GE3 2-52" supports
	ST12 12" center extensions
	EBG8 Extra bag

Classic A-Frame Easels™

THE BEST MADE EASEL SERIES IN THE WORLD!

Front Plate Choices:

Aluminum: strong yet lightweight.
Steel: strong, and magnetic.

Leg Choices:

All units open to 72" high.
Folding models close to 42" high.

Common Features:

- Welded aluminum construction
- 1" square heavy duty legs
- Full 6' height
- Metal panels
- Spring-loaded pad holder
- Extremely sturdy and rigid
- Elastic strap
- Convenient tray
- Stand 6' h x 28" w x 3" d

Folding Option



Use EBG-2 Bag for folding models only.



Model	Legs	Surface	Weight (lbs.)
1520B	Black	Black steel magnetic	34
1520W	Black	White erasable steel magnetic	34
1520FB	Black folding	Black steel magnetic	36
1520FW	Black folding	White erasable steel magnetic	36

Model	Legs	Surface	Weight (lbs.)
1525B	Black	Black aluminum	27
1525W	Black	White erasable aluminum	27
1525FB	Black folding	Black aluminum	29
1525FW	Black folding	White erasable aluminum	29

HOLDS RIGID SUBSTRATES

Art Trees

Deluxe Art Tree, **ATD**, accommodates up to 32 pieces of art and includes an 11" x 17" vertical frame header. Supports are adjustable up & down the four 80" vertical uprights. 25-1/2" square welded steel base has 4 locking casters. Two-tone matte silver and black finish.


Standard Art Tree, **ATB**, displays up to 6 pieces of art, 3 on each side. Supports are adjustable up and down the 80" vertical pole. 17-1/2" x 21-1/2" steel base, 4 locking casters, handsome matte black finish.

Features:

- Designed to be portable, allowing easy adjustment
- Ideal for shows and presentations
- Great for any rigid substrate
- 4 locking casters

Model	Description	Wt. (lbs.)
ATD	Art Tree Deluxe	44
ATB	Standard Art Tree	20

FULLY ADJUSTABLE SUPPORTS



Studio Artist Easels

ALUMINUM - LIGHTWEIGHT YET STURDY!



Model	Description
500	Classic Studio Easel
600	The Studio Easel
1400	Traditional Studio Easel
1450	Superior Studio Easel



Model	Description
700	Professional Studio Easel
ST12	12" extension to center upright
ST26	26" extension to center upright



Easel Extensions
To accommodate larger canvases.

HEAVY DUTY STUDIO ARTIST EASEL - A PERFECT SOLUTION!

"High-Style" #850B

- Welded, all metal
- Double 1-1/2" dia. steel posts
- Support for wide canvases
- Good for canvases to 73" tall
- Attractive black finish
- Full canvas adjustability
- Easy to use controls
- Unit can lean forward
- 4 adjustable base glides for leveling
- Base size: 21" x 21-1/2"; tray: 21"
- Easy assembly without tools
- Adjustable back leg
- Weight: 25 lbs.
- Height: 7' open

Model	Description
850B	High style easel
850LCT	High style easel with light, casters & tray



850B Accessories

800L Easel Light—Aluminum 7" diameter reflector, 18" flexible arm with swivel. Weight: 4 lbs.

800WT Work Table—13" x 22" top slips into base of 850B Easel. Swivel & lock in place on the left or right side. Weight: 6 lbs.

8004C Caster Set—Set of 4 with locking brakes. Weight: 2 lbs.

We are very proud to offer Creo, a proven Visual Merchandising Exhibit System featuring:

- Tool-Free Assembly
Set-up designed to be intuitive, simple and fast.
- Clean Sleek Design
Award winning contemporary look.
- Easy Graphic Integration
Create brand and message awareness.
- Modular Construction
Easily reconfigured to facilitate design changes.

Creo can be customized and interpreted in an infinite number of ways. Design systems best suited to your client's requirements.

Whether for point-of-sale, trade show expositions or other mobile marketing opportunities, Creo is excellent.

Creo's value proposition is compelling.



2 minute assembly without tools!



Innovative Visual Merchandising
Exhibit System





nema

MARKETING & DESIGN AGENCY

NEMA ASSOCIATES INC.

THE **DISPLAY FOLIO**
Exhibit & Display Catalog

(908) 275-3840

408 E ELIZABETH AVE. LINDEN, NJ 07036

Visit www.nemadesign.com to view or download a digital copy of this catalog.